

TOWER BOLT

Premium Door Security


- Made from high-grade Aluminum for strength and durability
- Smooth sliding mechanism for easy locking
- Strong and sturdy body for secure door fastening
- Rust-proof and corrosion-resistant finish
- 96-hour salt spray tested
- Quenching tested at 150°C (15 min)
Suitable for wooden, metal, and PVC doors
- Easy installation with secure fitting

TOWER BOLT



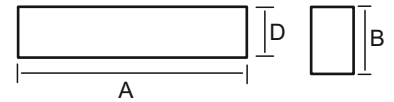
FB - TB - 2001 (HEX LINE)

MATERIAL : ALUMINIUM





| | | | | | | | | |
|----------------|----|----|----|-----|-----|-----|-----|-----|
| SIZE(A) | 4" | 6" | 8" | 12" | 18" | 24" | 36" | 48" |
| PACKING | 15 | 10 | 10 | 10 | 10 | 10 | 6 | 6 |

HEIGHT (B) : 18MM WIDTH (D) : 36MM



FB - TB - 2002 (ROUND LINE)

MATERIAL : ALUMINIUM



| | | | | | | | | |
|----------------|----|----|----|-----|-----|-----|-----|-----|
| SIZE(A) | 4" | 6" | 8" | 12" | 18" | 24" | 36" | 48" |
| PACKING | 15 | 10 | 10 | 10 | 10 | 10 | 6 | 6 |

HEIGHT (B) : 18MM WIDTH (D) : 36MM



TOWER BOLT



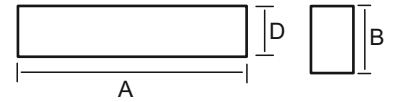
FB - TB - 2003 (HALF ROUND)

MATERIAL : ALUMINIUM



| | | | | | | | | |
|---------|----|----|----|-----|-----|-----|-----|-----|
| SIZE(A) | 4" | 6" | 8" | 12" | 18" | 24" | 36" | 48" |
| PACKING | 15 | 10 | 10 | 10 | 10 | 10 | 6 | 6 |

HEIGHT (B) : 17MM WIDTH (D) : 31MM



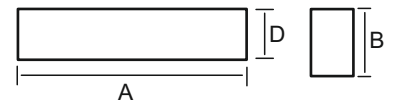
FB - TB - 2004 (SQUARE LINE)

MATERIAL : ALUMINIUM



| | | | | | | | | |
|---------|----|----|----|-----|-----|-----|-----|-----|
| SIZE(A) | 4" | 6" | 8" | 12" | 18" | 24" | 36" | 48" |
| PACKING | 15 | 10 | 10 | 10 | 10 | 10 | 6 | 6 |

HEIGHT (B) : 16MM WIDTH (D) : 26MM





TOWER BOLT



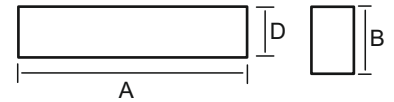
FB - TB - 2005 (TRIANGLE PLAIN)

MATERIAL : ALUMINIUM




| | | | | | | | | |
|----------------|----|----|----|-----|-----|-----|-----|-----|
| SIZE(A) | 4" | 6" | 8" | 12" | 18" | 24" | 36" | 48" |
| PACKING | 15 | 10 | 10 | 10 | 10 | 10 | 6 | 6 |

HEIGHT (B) : 16MM WIDTH (D) : 30MM



FB - TB - 2006

MATERIAL : ALUMINIUM



| | | | | |
|----------------|----|----|----|-----|
| SIZE(A) | 4" | 6" | 8" | 12" |
| PACKING | 5 | 5 | 5 | 5 |

HEIGHT (B) : 30MM WIDTH (D) : 36MM



TOWER BOLT



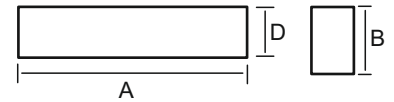
FB - TB - 2007

MATERIAL : ALUMINIUM




| | | | | | |
|----------------|-----|-----|-----|-----|-----|
| SIZE(A) | 12" | 18" | 24" | 36" | 48" |
| PACKING | 6 | 6 | 6 | 4 | 4 |

HEIGHT (B) : 28MM WIDTH (D) : 60MM



FB - TB - 2501 (RECTANGLE)

MATERIAL : ALUMINIUM



| | |
|----------------|----|
| SIZE(A) | 4" |
| PACKING | 10 |

HEIGHT (B) : 16MM WIDTH (D) : 53MM




TOWER BOLT



FB - TB - 2502 (HALF ROUND LINE)

MATERIAL : ALUMINIUM





SIZE(A) 4"
PACKING 15

HEIGHT (B) : 17MM WIDTH (D) : 31MM



FB - TB - 2503 (SQUARE LINE)

MATERIAL : ALUMINIUM



SIZE(A) 4"
PACKING 15

HEIGHT (B) : 16MM WIDTH (D) : 26MM




TOWER BOLT



FB - TB - 2504 (TRIANGLE PLAIN)

MATERIAL : ALUMINIUM



SIZE(A) 4"
PACKING 15

HEIGHT (B) : 16MM WIDTH (D) : 30MM

